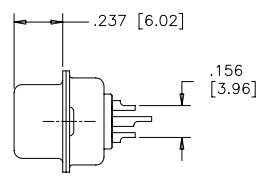
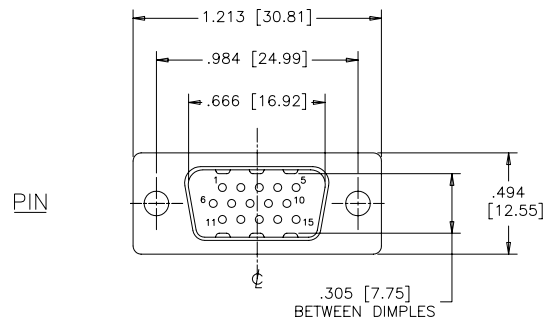


[G17S1500110EU](#)
[L717SDB25P](#)
[LD09P33E4GV00LF](#)
[G17S0900110EU](#)
[L717SDE09P](#)
[G17S1510110EU](#)
[MDBE09PE860](#)
[L77DE09S](#)
[D09P33E4GV00LF](#)
[DAP15P065TXLF](#)
[17EBH-015-S-AM-0-10](#)
[17EHD-044-P-AA-0-00](#)
[17EHD-026-P-AA-0-00](#)
[D25S24A4GV00LF](#)
[D09S24A4GV00LF](#)
[D09P24A4GV00LF](#)
[D15S24A4GV00LF](#)
[D09P33E4GV00LF](#)
[10090929-S154VLF](#)
[ICD15S13E6GV00LF](#)
[17EHD-015-P-AA-0-00](#)
[DA15P064TXLF](#)
[DE09P064TXLF](#)
[DE09S064TLF](#)
[L77SDE09S](#)
[10090769-P154ALF](#)

REVISIONS			
REV	ECN, ERN NO.	DATE	APPRD.
A	PRODUCT DRAWING (EAR 12956)	OCT03/06	K.L.



ORDERING CODE:

PART NUMBER: 1 7 E H D - 0 1 5 P A M - 1 0 0

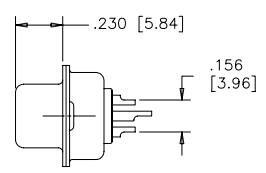
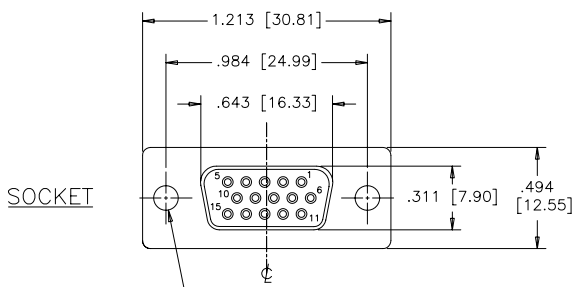
SERIES _____

NUMBER OF CONTACTS
015

STYLE
P=PIN
S=SOCKET

TERMINATION-MOUNTING OPTIONS
 000= SOLDER CUP, .120 [3.05] DIA. THROUGH HOLE
 100= SOLDER CUP, #4-40 UNC THREADED HOLES
 200= SOLDER CUP, #4-40 UNC HEX JACK SOCKETS INSTALLED

CONTACT PLATING OPTIONS FOR ENGAGEMENT AREA
 AA= 3μ" [0.08 MICRONS] GOLD FLASH
 CH= 15μ" [0.38 MICRONS] GOLD
 AM= 30μ" [0.76 MICRONS] GOLD



SPECIFICATIONS:

MATERIALS: ALL MATERIALS ARE RoHS COMPLIANT

SHELL: STEEL, TIN PLATED

INSERTS: HIGH TEMPERATURE RESISTANT NYLON, GLASS REINFORCED, UL FLAMMABILITY RATING 94V-0, COLOUR: BLACK

CONTACTS: COPPER ALLOY, GOLD PLATING (SEE ORDERING CODE) OVER 50u" [1.27 MICRONS] NICKEL ON ENGAGEMENT AREA WITH 100u" [2.54 MICRONS] MIN. MATTE TIN ON CONTACT TERMINALS.

TERMINATION-MTG OPTION 000
SOLDER CUP, .120 [3.05] DIA. THROUGH HOLE (2 PLACES)

ELECTRICAL DATA:

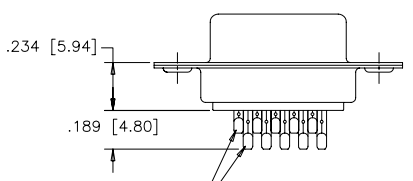
CURRENT RATING: 3 AMP

CONTACT RESISTANCE: 15 MILLIOHMS MAX.

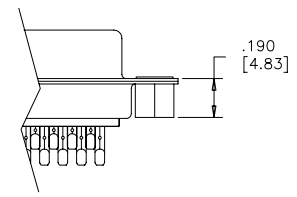
INSULATION RESISTANCE: 3000 MEGOHMS MIN.

DIELECTRIC WITHSTANDING VOLTAGE: 1000 VAC rms

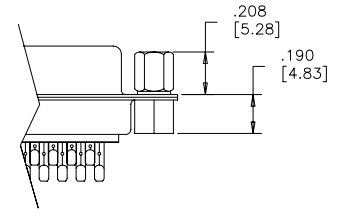
OPERATING TEMPERATURE: -55°C TO +105°C



SOLDER CUP WITH .028 [0.71] INSIDE DIAMETER WIRE HOLE



TERMINATION-MTG OPTION 100
SOLDER CUP, #4-40 UNC THREADED THROUGH HOLES



TERMINATION-MTG OPTION 200
SOLDER CUP, #4-40 UNC HEX JACK SOCKETS INSTALLED

DRAWN	J.LEE	DATE	OCT03/06
DESIGNED			
CHECKED	K.LAMBIE	DATE	OCT03/06
I. E. APPRD.			
Q. A. APPRD.			
DWG. APPRD.			
ENG. REL. NO.		DWG	DRAWING NO.
REF.	EAR 12956	C	P-17EHD-015XXX-X00
DIMENSIONS ARE IN	INCHES	SCALE	2/1
CODE ID. NO.	03554	WT.	-----
		SURF.	-----
		SHEET	1 OF 1

Amphenol Canada Corp.

TITLE 17EHD SERIES HIGH DENSITY D-SUB CONNECTOR, 15 SIZE, SOLDER CUP, PLATING & MOUNTING OPTIONS, RoHS COMPLIANT

THIS DOCUMENT CONTAINS PROPRIETARY INFORMATION AND SUCH INFORMATION MAY NOT BE DISCLOSED TO OTHERS FOR ANY PURPOSE OR USED FOR MANUFACTURING PURPOSES WITHOUT WRITTEN PERMISSION FROM AMPHENOL CANADA CORP.